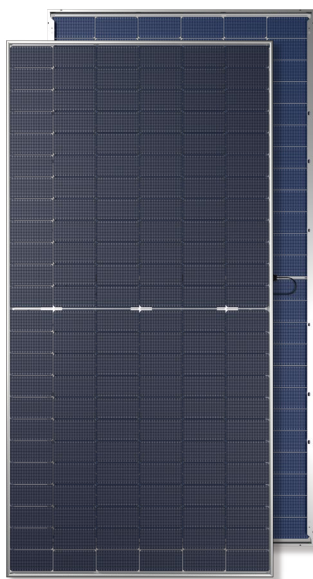




JT SSt(B) 560-575W

Dual-glass Monocrystalline Solar Module

144 Cells / MBB / Bifacial Mono TOPCon / 1500V DC / 22.2% Maximum Efficiency



KEY FEATURES



Leading TOPCon technology

MBB N-type TOPCon solar cell, maximum power output 575W
Better anti-LID & LETID performance



Highly reliable due to stringent quality control

Excellent PID resistance, 100% EL double inspection
In-house testing goes well beyond certification requirements



High bifaciality

80% bifacial rate, additional 25% more yield than PERC
With lower LCOE



Certified to withstand the most challenging environment

2400 Pa wind load • 5400 Pa snow load • 25 mm hail stones at 82 km/h

QUALIFICATIONS & CERTIFICATES

- IEC 61215, IEC 61730, IEC 62941
- ISO 9001: Quality Management System
- ISO 14001: Environment Management System
- ISO 45001: Occupational Health and Safety

JETION SOLAR

As a member of CNBM - a Fortune 500 company, Jetion Solar provides various product solutions, global EPC service and financing. Its standard and high-efficiency product offerings are among the most powerful and cost-effective in the industry. Till now, Jetion Solar has cumulatively more than 15 GW module shipment and 1 GW global EPC track records.

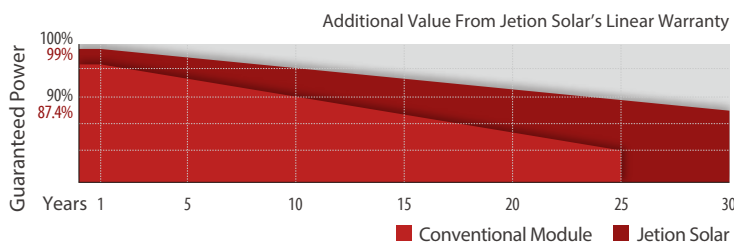
WARRANTY



Product
Warranty



Performance
Warranty



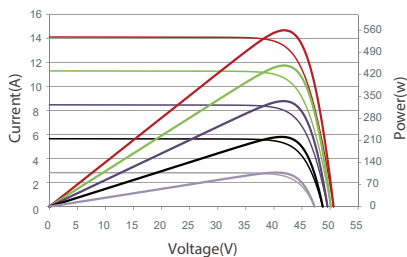
Jetion Solar (China) Co., Ltd.

Add: 1011 Zhencheng Road, Jiangyin, Jiangsu Province, P.R. China 214443
Tel: +86 (510) 8668 7300 400-8868-659
E-mail: marketing@jetion.com.cn
Web: www.jetionsolar.com

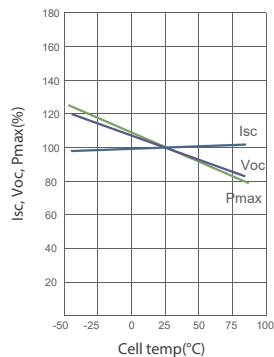


IV CURVES

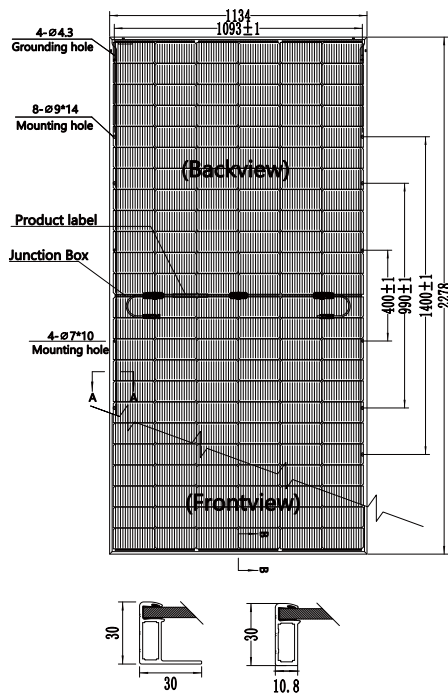
IV Curves of JT570SSt(B) at different irradiances



IV Curves of Isc/Voc/Pmax



DIMENSION



Remarks

ELECTRICAL DATA

TYPE (Tolerance: 0 ~ +5W)	JT560SSt(B)		JT565SSt(B)		JT570SSt(B)		JT575SSt(B)	
Test Condition	STC	NMOT	STC	NMOT	STC	NMOT	STC	NMOT
Maximum Power Pmax (W)	560	420.28	565	424.26	570	428.25	575	432.26
Maximum Power Voltage Vmp (V)	41.96	39.50	42.15	39.65	42.32	39.80	42.47	39.95
Maximum Power Current Imp (A)	13.35	10.64	13.41	10.70	13.47	10.76	13.54	10.82
Open Circuit Voltage Voc (V)	50.67	48.00	50.87	48.15	51.07	48.30	51.27	48.45
Short Circuit Current Isc (A)	14.13	11.40	14.19	11.46	14.25	11.52	14.31	11.58
Module Efficiency (%)	21.7%		21.9%		22.1%		22.2%	

STC: Irradiance 1000W/m², Cell Temperature 25°C, Air Mass AM1.5

NMOT: Irradiance at 800W/m², Ambient Temperature 20°C, Wind Speed 1m/s

Measuring tolerance: ±3%

REAR SIDE POWER GAIN (JT565SSt(B))

Power Gain	5%	10%	15%	20%	25%	30%
Maximum Power - Pmax (W)	593	622	650	678	706	734
Maximum Power Voltage -Vmp (V)	39.7	39.7	39.7	39.8	39.8	39.8
Maximum Power Current -Imp (A)	14.96	15.68	16.39	17.06	17.76	18.47
Open Circuit Voltage -Voc (V)	50.87	50.87	50.87	50.97	50.97	50.97
Short Circuit Current -Isc (A)	15.74	16.46	17.17	17.84	18.54	19.25

TEMPERATURE RATINGS

Temperature Coefficient of Isc (αIsc)	+0.046%/°C
Temperature Coefficient of Voc (βVoc)	-0.25%/°C
Temperature Coefficient of Pmax (γPmp)	-0.30%/°C
Normal Module Operating Temperature (NMOT)	43°C±3°C

OPERATING PARAMETERS

Maximum System Voltage	1500V/DC(IEC)
Operating Temperature	-40°C~+85°C
Maximum Series Fuse	30A
Maximum Test Load, Push/Pull	5400Pa/2400Pa
Conductivity at Ground	≤ 0.1Ω
Safety Class	II
Resistance	≥ 100MΩ
Voc and Isc Tolerance	±3%
Bifaciality	80±5%

MECHANICAL DATA

Solar Cell Type	Mono 91×182 mm(3.6×7.2 inches)
Number of Cells	144 [2 x (12 x 6)]
Module Dimensions	2278×1134×30 mm(89.7×44.6×1.2 inches)
Weight	32 kg(70.5 lb)
Front Cover	High transmission, AR coated tempered glass, 2.0mm
Back Cover	High transmission, Tempered, White Grid Glass/AR coating(optional), 2.0mm
Frame	Silver, anodized aluminium alloy
J-Box	≥IP68
Cable	4.0 mm ² solar cable, 300 mm(11.8 inches)
Number of diodes	3

PACKAGING CONFIGURATION

Module per pallet	36 pieces
Module per 40'HQ container	20 pallets, 720 pieces

*Installation instruction must be followed. See the installation manual or contact our technical service department for further information on approved installation.

*The specification and key features described in this datasheet may deviate slightly and are not guaranteed. Due to ongoing innovation, R&D enhancement, JETION Solar (China) Co., Ltd. reserves the right to make any adjustment to the information described herein at any time without notice. Please always obtain the most recent version of the datasheet which shall be duly incorporated into the binding contract made by the parties governing all transactions related to the purchase and sale of the products described herein. JETION Solar_REV_2023_02_EN

